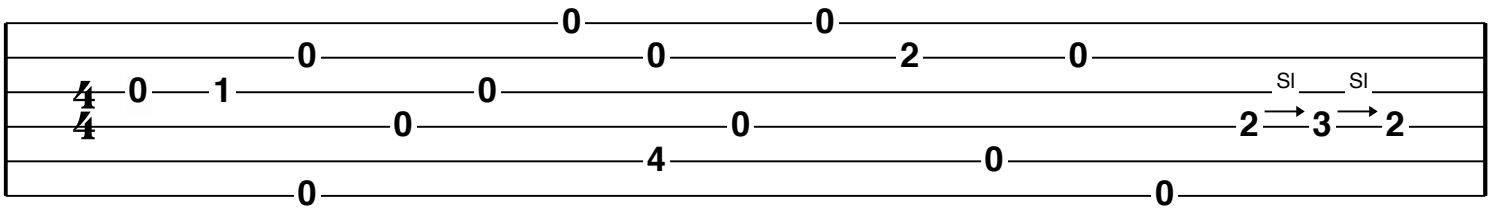
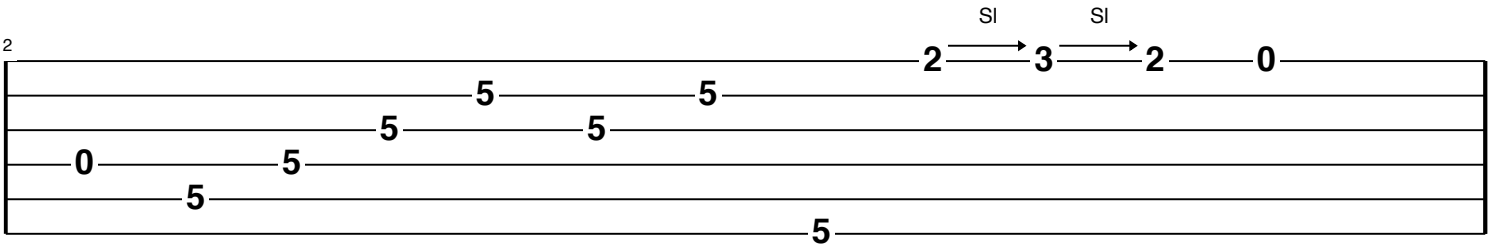


FADED LOVE

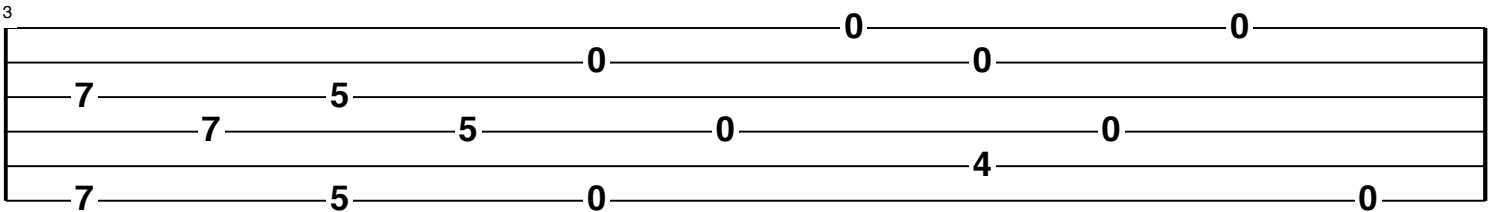
TablEdited by Jimmy Heffernan



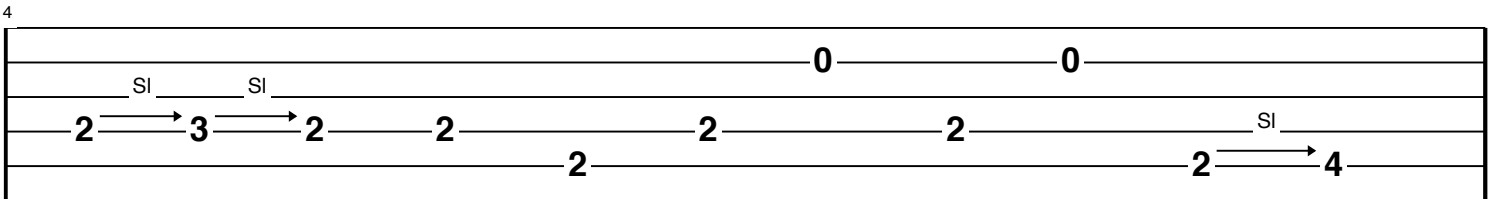
System 1: A four-line guitar tablature system. The top line contains fret numbers 0, 0, 2, 0. The second line contains 4, 0, 1, 0, 0, 0, 2, 0. The third line contains 4, 0, 0, 4, 0, 0. The bottom line contains 0, 4, 0, 0. A slide mark 'SI' is positioned above the second line between frets 2 and 3, and another 'SI' is above the third line between frets 3 and 4. Arrows indicate the slide movement from 2 to 3 and 3 to 2 on the second line.



System 2: A four-line guitar tablature system. The top line contains 2, 3, 2, 0. The second line contains 5, 5, 5. The third line contains 0, 5, 5, 5. The bottom line contains 5. Slide marks 'SI' are positioned above the top line between frets 2 and 3, and between frets 3 and 2. Arrows indicate the slide movement from 2 to 3 and 3 to 2.



System 3: A four-line guitar tablature system. The top line contains 0, 0, 0. The second line contains 7, 5, 5, 0, 0. The third line contains 7, 7, 5, 0, 4, 0. The bottom line contains 7, 5, 0, 0.



System 4: A four-line guitar tablature system. The top line contains 0, 0. The second line contains 2, 3, 2, 2, 2, 2, 2. The third line contains 2, 2, 2, 2, 2, 2. The bottom line contains 2, 2, 2, 2, 2, 4. Slide marks 'SI' are positioned above the second line between frets 2 and 3, and between frets 3 and 2, and above the bottom line between frets 2 and 4. Arrows indicate the slide movement from 2 to 3 and 3 to 2 on the second line, and from 2 to 4 on the bottom line.

5

0 1 0 0 0 0 0 2 0 0 0 0 0 0

6

2 3 2 0 5 5 5 5 5 5 2 3 2 0

SI SI Po

7

0 7 7 5 5 0 0 0 2

H

8

2 3 2 0 7 7 7 5 5 4 7 7 5 0 0

SI SI Po

